

Unplug the vehicle

Need help? **1 877 942.4545 (Montreal) 1 877 523.1788 (Québec City)** or contact Communauto's reservation number.



1

Press the button on the charge connector and pull it out of the charge port.



2

Put the orange cap over the charge port then close the lid.



3

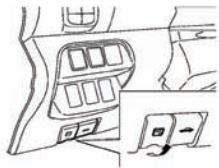
Wrap the cable around its support and insert the charge connector into the charging dock.

At the end of your reservation

**Do not forget
to plug in the vehicle.**

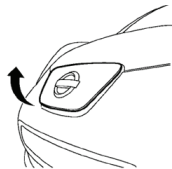
Plug the vehicle

Need help? **1 877 942.4545 (Montreal)** **1 877 523.1788 (Québec City)** or contact Communauto's reservation number.



1

Open the lid at the front of the vehicle by pulling on the lever located at the bottom left of the steering wheel.



2

Once you are in front of the vehicle, open the lid and remove the orange cap which protects the charge port.



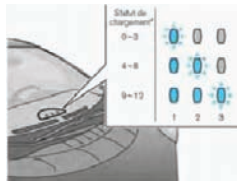
3

Press the button on the charge connector to remove it from the charging dock.



4

Insert the charge connector into the charge port until you hear a clicking sound.



5

Make sure that one of the blue lights behind the windshield is blinking; this means the car is plugged in.

At the end of your reservation

**Do not forget
to plug in the vehicle.**